



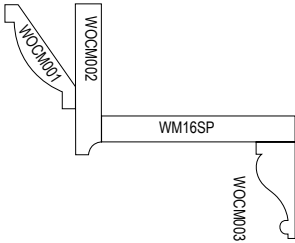
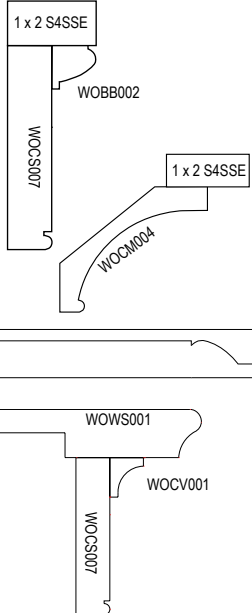


## WindsorONE MOULDING COLLECTIONS

The character of a fine home is defined by the design of its mouldings and architectural detail. Windsor Mill provides a comprehensive collection of period mouldings—a modern-day pattern book for architects, designers, builders, remodelers and homeowners. And like the catalogs of the past, this new collection is designed to help you choose the appropriate moulding profiles for your project.

<b>The Classical Colonial Style</b>				<b>Available per 100 lin. ft. (only available 16' lengths)</b>
	Profile	No.	Size	
	Chair Rail	WOCH001	1-5/8" x 2-1/4"	<b>X</b>
	Base	WOBM001	1-3/16" x 7-1/4"	<b>X</b>
	Casing	WOCS001	3/4" x 5-1/2"	<b>X</b>
	Back Band	WOBB001	7/8" x 1-3/4"	<b>X</b>
	Crown-1	WOCM001	3/4" x 3-9/16"	<b>X</b>
	Crown-2	WOCM002	3/4" x 4-5/16"	<b>X</b>
	Crown-S4SSE	WM16SP	3/4" x 5-1/2"	<b>X</b>
	Crown-3	WOCM003 (1 x 6S4SSE)	1-5/8" x 4"	<b>X</b>

<b>The Greek Revival Style</b>				<b>Available per 100 lin. ft. (only available 16' lengths)</b>
	Profile	No.	Size	
	Band Mold	WOBB002	3/4" x 3/4"	<b>X</b>
	Casing (& Apron)	WOCS007	3/4" x 3-1/2"	<b>X</b>
	1 x 2 S4SSE	1 x 2 S4SSE*	3/4" x 1-1/2"	<b>X</b>
	Crown	WOCM004	1-1/16" x 4"	<b>X</b>
	Base	WOBM002	3/4" x 5-1/2"	<b>X</b>
	Window Stool	WOWS001	1-1/16" x 4-1/2"	<b>X</b>
	Cove	WOCV001	3/4" x 7/8"	<b>X</b>




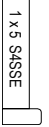







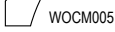
\* Full unit orders only on direct ship (1000 BF)







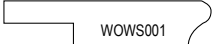
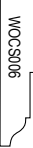


X = Call office for Special Pricing for displaying stocking dealers.

## WindsorONE MOULDING COLLECTIONS

### The Classical Craftsmen Style

	Profile	No.	Size	Available per 100 lin. ft. (only available 16' lengths)
	Picture Mold	WOPM004	3/4" x 1-3/4"	<b>X</b>
	Base Shoe	WOBS001	1/2" x 3/4"	<b>X</b>
 WOHC001	Header Cap	WOHC001	1-5/16" x 2-1/4"	<b>X</b>
 1 x 5 S4SSE	Header-S4SSE	1 x 5 S4SSE*	3/4" x 4-1/2"	<b>X</b>
 WOST001	Taenia Header-Stop	WOST001	7/16" x 1-1/16"	<b>X</b>
	Base Moulding/Chairrail	WOBM003	3/4" x 7-1/4"	<b>X</b>
	Plinth	WOPB001	1-3/8" x 8"	<b>X (piece)</b>
	Casing	WOCS003	3/4" x 4-1/4"	<b>X</b>
 WOWS002	Window Stool	WOWS002	1-1/16" x 4-1/4"	<b>X</b>
 WOCV001	Apron	WOCS004	3/4" x 3-9/16"	<b>X</b>
 WOCV001	Cove	WOCV001	3/4" x 7/8"	<b>X</b>
 WOCM005	Crown	WOCM005	3/4" x 4-9/16"	<b>X</b>

### The Colonial Revival Style

	Profile	No.	Size	Available per 100 lin. ft. (only available 16' lengths)
	Picture Moulding	WOPM004	3/4" x 1-3/4"	<b>X</b>
	Stop	WOST004	1-7/8" x 1/2"	<b>X</b>
	Base Shoe	WOBS001	1/2" x 3/4"	<b>X</b>
	Base Moulding	WOBM004	3/4" x 7-1/4"	<b>X</b>
 WOWS001	Casing	WOCS005	1-3/16" x 4-3/8"	<b>X</b>
 WOCV001	Window Stool	WOWS001	1-1/16" x 4-1/2"	<b>X</b>
 WOCV001	Apron	WOCS006	3/4" x 3-9/16"	<b>X</b>
 WOCM006	Crown	WOCM006	3/4" x 4-9/16"	<b>X</b>

\* Full unit orders only on direct ship (1000 BF)

X = Call office for Special Pricing for displaying stocking dealers.

## WindsorONE MOULDING COLLECTIONS

The Best of WindsorONE Molding and Millwork "5th Collection"				Available per 100 lin. ft. (only available 16' lengths)
	Profile	No.	Size	
	Beaded Casing - 3.5"	WOCS007	3/4" x 3-1/2"	X
	Beaded Casing - 4.25"	WOCS008	3/4" x 4-1/4"	X
	Beaded Casing - 5.25"	WOCS009	3/4" x 5-1/4"	X
	Double Beaded Casing - 3.5"	WOCS010	3/4" x 3-1/2"	X
	Wainscot Cap	WOWC002	1-1/8" x 3"	X
	Wainscot Cap	WOWC003	1-3/8" x 1-3/4"	X
	Federal Panel Mould	WOSP001	7/8" x 1-1/4"	X

WindsorOne Boards					Primed WindsorOne List Price	Clear Pine C & Btr List Price
	Description		Size		Prices per 100 lin. ft. (only available 16' lengths)	Prices per 100 lin. ft.
	1 x 2	S4S	3/4 x 1-1/2		X	--
	1 x 3	S4S	3/4 x 2-1/2		X	--
	1 x 4	S4S	3/4 x 3-1/2		X	X
	1 x 5	S4S	3/4 x 4-1/2		X	--
	1 x 6	S4S	3/4 x 5-1/2		X	X
	1 x 8	S4S	3/4 x 7-1/4		X	X
	1 x 10	S4S	3/4 x 9-1/4		X	X
	1 x 12	S4S	3/4 x 11-1/4		X	X
	5/4 x 4		1 x 3-1/2		X	X
	5/4 x 6		1 x 5-1/2		X	X
	1 x 6	WORS			X	--
	1 x 6	WOBC6	1 x 5-1/2		X	--
	5/8 x 4	SPBC4	5/8 x 3-5/16		X	--
	1 x 6	SPBC6	23/32 x 5-1/2		X	--

X = Call office for Special Pricing for displaying stocking dealers.